

WHY WOULD YOU
EVER CHOOSE A
TIMBER DECK?



THE "BACKYARD ENTERTAINING" DECK

AS SEEN ON
threebirds
RENOVATIONS

Build a stunning deck for entertaining.

Replace your rotten or sun damaged timber deck with HardieDeck™ decking.

It's resistant to damage from UV rays, rot, moisture and termites*.

Installation is fast and easy. And as HardieDeck is more durable than timber it requires less re-painting or re-staining.

HardieDeck looks great in its natural state, coated with a clear sealer. But it can also be stained to look just like timber or coated almost any stylish colour you choose.

Ideal for low set decks.

HardieDeck can be installed close to the ground. The boards won't cup from moisture like timber boards can.


HardieDeck can be installed as low as 50mm off the ground. For more information see the Installation Guide at hardiedeck.com.au.

* When installed and maintained correctly and to the extent set out in James Hardie's published literature current at the time of installation.


HardieDeck™ | 
DISCOVER MORE AT HARDIEDECK.COM.AU



HardieDeck® systems installed in salt water environments are subject to additional care.



Stained
in light oak





Painted in
Basalt®



THE "BALI STYLE TIMBER" DECK

HardieDeck should easily outlast a timber deck.

HardieDeck™ doesn't split or warp in full sun like a timber deck can. Conversely, it won't rot like a shaded deck that suffers from constant dampness. HardieDeck is a fresh alternative to timber or plastic composite decking.

HardieDeck can be stained to look like Merbau, Redwood, Dark Oak, Light Oak, Teak or Jarrah / Redgum timber.

Termite Resistant.

Termites can destroy a timber deck. They won't eat HardieDeck because it's fibre cement.

THE "POOL PARTY" DECK

Pool areas are tough on decks.

While pool decks are a sunny oasis for people, they're hell for decks.

The heat and UV rays from the sun can cause splitting, splintering and shrinking. Meanwhile, dampness and saturation from the pool can lead to rotting, swelling and warping.

HardieDeck™ is ideal for pool areas. The compressed fibre cement boards are resistant to damage from rot and moisture. The jointers are durable coated aluminium. All you need to do to adapt HardieDeck for pools and coastal areas is upgrade the fixing screws to stainless steel ones. Then wash the deck down every 1-3 months. In a normal urban environment 6-12 months is recommended.

For more information see the HardieDeck Installation Guide at hardiedeck.com.au.

THE "BUSHFIRE AREA" DECK

CSIRO certified for bushfire flame zones (BAL-FZ)*.

Bushfire approved (BAL-FZ) HardieDeck™ is deemed non-combustible by the National Construction Code (NCC). It's suitable for all Bushfire Attack Levels including Flame Zones as specified in AS 3959-2009 Construction of buildings in bushfire prone areas.

For more information refer to the HardieDeck™ Installation Guide, hardiedeck.com.au
* Based on the AS/NZS 1530.3 test results in CSIRO Certificate of Test FNE11103 and the requirements specified in Clause C1.12 of the Building Code of Australia, it is the opinion of this Division that "James Hardie Strip Decking" satisfies the intent for non-combustible materials presented in Clause C1.12 and may be used where non-combustible materials are required, including decking, stair treads and the trafficable surfaces of ramps and landings in BAL-FZ zones.



THE "IT'S FINISHED
ALREADY"
DECK



HardieDeck can be installed in up to half the time of a timber deck.

Less screws and no pre-drilling. HardieDeck™ boards are installed with a joining system that conceals the screws. This efficient system, combined with the board width, means there's no need for time-consuming pre-drilling and it can be installed with up to 80% less screws than a 90mm wide timber board.

Less joists and extra span capacity. Available in 3000mm lengths, HardieDeck is designed to span up to 500mm, 50mm more than a typical deck. That means HardieDeck can be installed with less joists creating savings on materials and labour.

For more information see the HardieDeck Installation Guide at hardiedeck.com.au.



THE "TECHNICAL BITS"

HardieDeck™ | 

DISCOVER MORE AT [HARDIEDECK.COM.AU](https://hardiedeck.com.au)

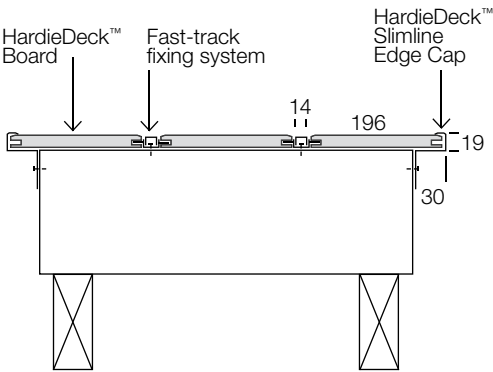
HardieDeck™ system

Product Code	Product Description	Schematic
404780	HardieDeck™ Board 19 x 196 x 3000mm	

Fast-track fixing system

305841	HardieDeck™ Double Winged Base Joinder 3000mm long	
305842	HardieDeck™ Snap-in Top Strip 3000mm long	

Actual Board Width – 196mm



HardieDeck™ options

Product Code	Product Description	Schematic
404781	HardieDeck™ Edging Board 19 x 196 x 3000mm	
404782	HardieDeck™ Finishing Board 19 x 296 x 3000mm	
305843	HardieDeck™ Wingless Express Joinder 3000mm long	
305844	HardieDeck™ Fascia Edge Cap 3000mm long	
305846	HardieDeck™ Slimline Edge Cap 3000mm long	

A modern 196mm wide board.

With timber decks, 90mm wide boards are standard and 140mm wide boards have become a premium option. At 196mm wide, HardieDeck™ boards are extra wide and extra stylish with strong, clean lines and a modern look.

Safe and solid under foot.

The boards and fixing system have no nails and won't splinter. The 19mm thick boards mate with the aluminium jointers along the entire length for a solid feel under foot.

Fire, rot and termite resistant.

HardieDeck is resistant to damage from fire, rot, moisture and termites when installed and maintained correctly to the extent set out in the Installation Guide.

For more information, warnings and warranties see hardiedeck.com.au



Bushfire Approved – Flame Zone (BAL-FZ)[†]



Resistant to Rotting[†]



Resistant to Termites[†]



Resistant to Moisture Damage[†]



Safe and Solid Underfoot



Wide Colour Choice



10 Year System Warranty[†]

[†] When installed and maintained correctly and to the extent set out in James Hardie's published literature current at the time of installation.
Copyright ©2016 James Hardie Australia Pty Ltd ABN 12 084 635 558. ™ and ® denotes a trademark and registered mark owned by James Hardie Technology Ltd.



HardieDeck™ | 

DISCOVER MORE AT HARDIEDECK.COM.AU